


tsullivan@eiu.edu
Getting Started with Edpuzzle

GYO - PD
Sept 19, 2024




Objectives of Presentation

Teachers will learn how to:



00 Create an EdPuzzle Account




01 Find or create a video



02 Edit a video lesson:
Add audio, notes, and questions



03 Create a course



04 Access easy-to-read data



05 Use Edpuzzle in the classroom

Sign-in Form & Certificate Request



https://docs.google.com/forms/d/e/1FAIpQLScNKPUTQcOOfzxQS0XzKJXwbER4EsHKq9Gckx38OZS3i7HQZQ/viewform?usp=sf_link

Hitting Submit will send a link to download the Slide Deck

EdPuzzle Resources



[Slide Deck](#) →

<https://docs.google.com/presentation/d/1gDyCUR4IOrIOOzFjbxkwLZTvGpt05ZaqJcBD4CmjaZU/edit?usp=sharing>



[Zoom Link](#) →



Tip – remember to keep it short.

EdPuzzle Example

Hispanic American Month

OR

Ynés Mexía - Science Roll Model



Resource Links

Intro Activity

- National Hurricane Center - <https://www.nhc.noaa.gov/>
- Video Assignment - <https://edpuzzle.com/assignments/66eb091af3f392a52fb54206/watch>
- EdPuzzle - SITE <https://edpuzzle.com/>
 - GYO-PD
 - Class code: **voetedi**

Hurricane links

- <https://www.youtube.com/watch?v=LIXVikDkyTg>
- <https://www.youtube.com/watch?v=xXs0FNwIXXo>
- <https://www.youtube.com/watch?v=xKubdY2mHXc>

Seasons links

- <https://www.youtube.com/watch?v=b25g4nZTHvM>

Video links to work with

Elementary - Why Leaves Change Color

- <https://www.youtube.com/watch?v=b25g4nZTHvM>
- <https://www.youtube.com/watch?v=Xk4-6II8I5Q>

Middle-High School - Photosynthesis in Plants

- <https://www.youtube.com/watch?v=3pD68uxRLkM>
- https://www.youtube.com/watch?v=xEF8shaU_34

More Hurricane links

YouTube, but can also use from TedX or other online streaming platforms

<https://www.youtube.com/watch?v=LIXVikDkyTg>

<https://www.youtube.com/watch?v=wPDolrGUrEc&t=12s>

https://www.youtube.com/watch?v=5m68_07Sav4

https://www.youtube.com/watch?v=Xtu2_ziBl_w

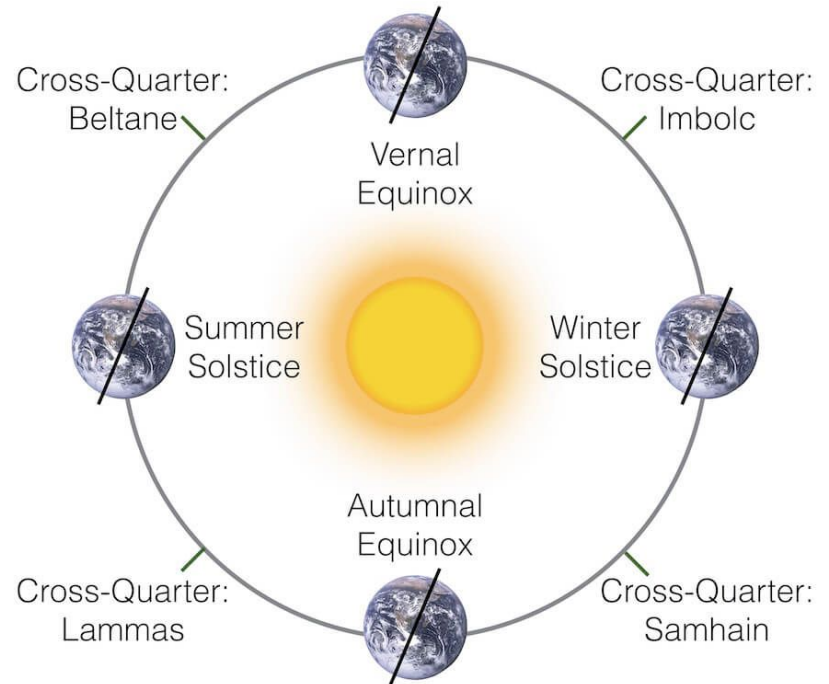
History & Science behind Halloween

Will use EdPuzzle to embed quiz questions directly at proper points in the YouTube video, assign to students and have graded.

Can trace origins of Halloween to Samhain, a Celtic harvest festival marking the beginning of winter during pre-Christian times.

History of Halloween

YouTube: <https://www.youtube.com/watch?v=UyOgOa440l4>



Power of Video and Imagery

The online advertising company ([WordStream](#)) has a great piece about the power of video.

Standout statistic: when people watch a video they retain 95% of the message compared to just 10% when reading it in text.

Source:

<https://www.geteduca.com/blog/video-in-early-learning/>

POWER OF VIDEO

66%

of digital video viewers took action after seeing an ad

2X

more likely to tell others about an ad than image or text ads

25%

purchased a product after seeing a video ad

and

74%

of those did so in the past month

32%

invited others to watch while viewing a digital video ad

80%

of respondents had an emotional reaction while watching an ad

Video can be so...“quotable”

“Online videos have impacted me. They usually have an impact if they reveal something thought provoking or show me how to do something that I have been working on.”

Male, 25-34

“You can learn about new products very quickly and it’s easy to share the information with all my friends.”

Female, 35-49

About YuMe

YuMe is a leading provider of global audience technologies, curating relationships between brand advertisers and consumers of premium video content across a growing range of connected devices. Combining data-driven technologies with deep insight into audience behavior, YuMe offers brand advertisers end-to-end marketing software that establishes greater brand resonance with engaged consumers. It is the evolution of brand advertising for an ever-expanding video ecosystem.

YuMe commissioned Vision Critical and surveyed over 1,000 consumers of digital video to understand how video and video ads affect their daily lives.

YuMe

© 2016 YuMe Inc. All Rights Reserved. YuMe logo is a registered trademark of YuMe Inc.

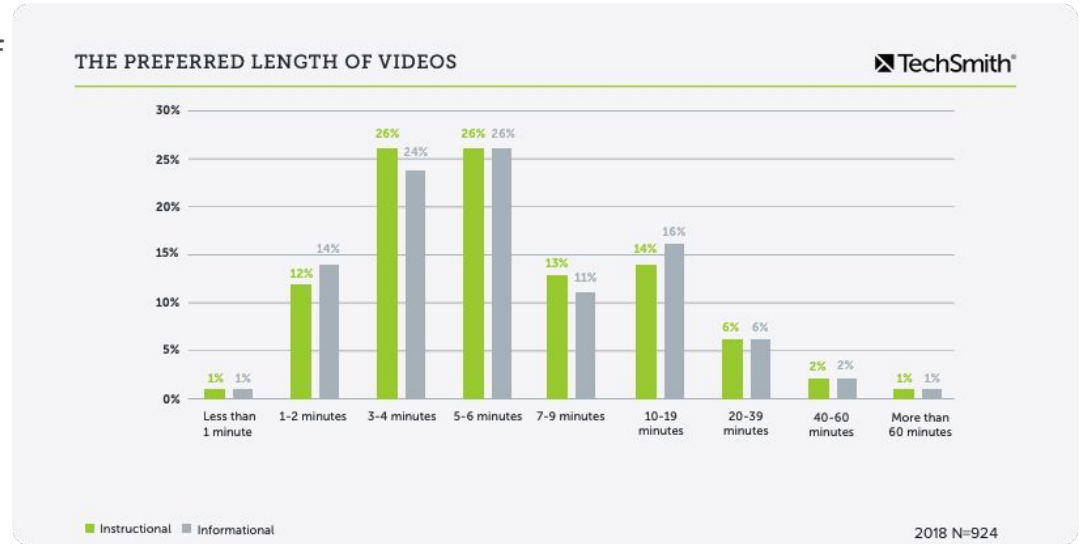
6 best practices for effectively using video in the classroom

- Choose videos that align with each subject.
- Hold students accountable so they pay attention.
- Provide students ample time to write notes.
- Keep closed captioning on (and offer transcripts)
- Make video a regular part of the classroom.
- Try to limit the reach or scope of each video session.

How long should classroom videos be?

Short, bite-sized videos: Short videos of 2-5 minutes can be compelling for quick, focused lessons on specific topics. This allows students to quickly review essential information and move on to the next topic. Medium-length videos: For more complex or in-depth lessons, 10-15 minutes can be more effective.

Question: Student Age and Length?



Edutopia

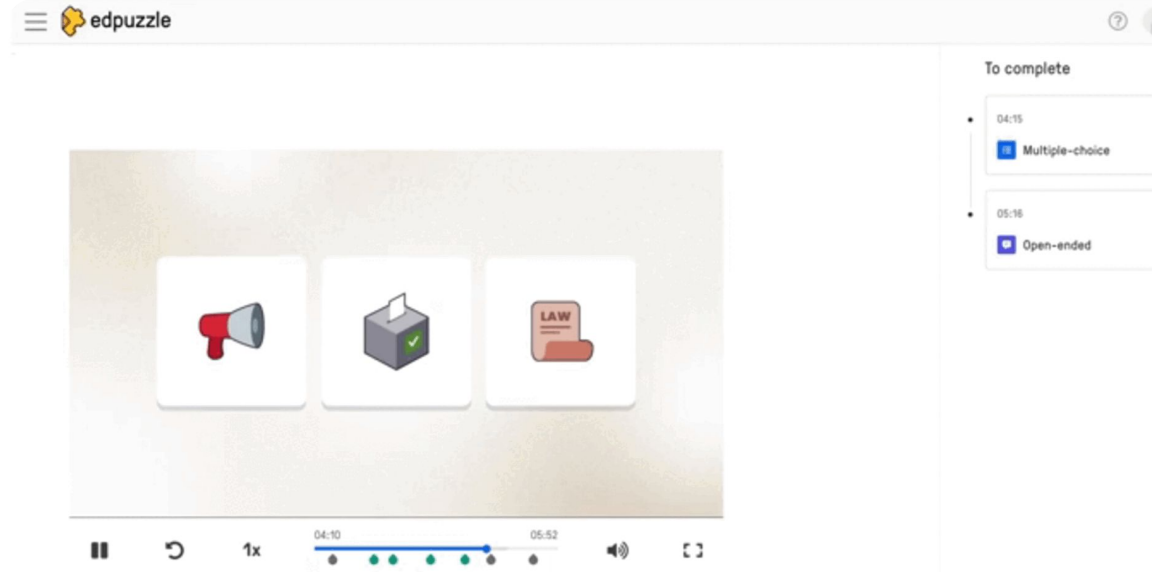
New teachers often struggle to find ways to amplify their curriculum. Video clips can be a great tool to assist students in gaining that deeper understanding of content. It's important to be mindful of how often and how much we use video—it's important to have a clear purpose for using that film, documentary, or news clip.

Students **learn best when they take in information via multiple modalities**—through reading, drawing, listening to the teacher's oral explanations, and viewing visual media.

Source: <https://www.edutopia.org/article/using-video-content-amplify-learning/> - - 03/18/2019

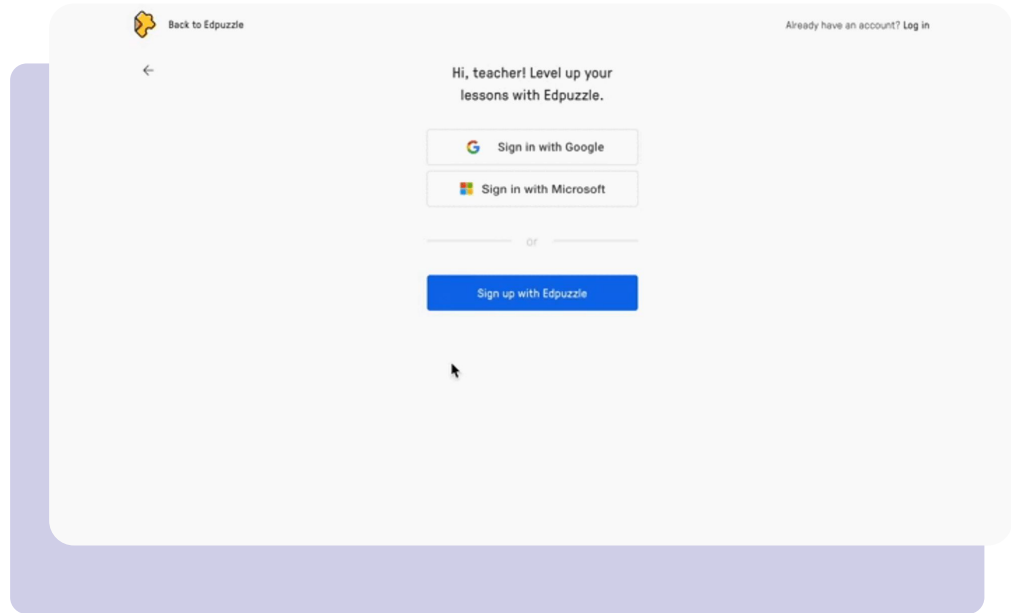
What is Edpuzzle?

- Find a video
- Embed your own assessment questions
- Track your students' progress



Create an account

1. Go to edpuzzle.com or use the link in the chat
2. Click **Sign Up**
3. Select **I'm a Teacher**
4. Sign in with your **school email**
5. Add your school, grade, and content area
6. Open your email and verify your account



Finding a video

Search for any topic or
YouTube video

Upload a video from your
computer or create a
screen recording

The screenshot shows the Edpuzzle website interface. At the top left is the Edpuzzle logo. A search bar contains the text "Add search terms or a YouTube link here" and a search button. To the right of the search bar is a "+ Add Content" button and a user profile icon. Below the search bar, the page displays "Search results for 'simile'". There are three tabs: "Community", "My Network", and "YouTube", with "Community" selected. Below the tabs are several filter categories: "Subjects", "Grade levels", "Modules", "Topics", "Subtopics", "Country", and "Source", each with a dropdown arrow. The main content area shows three video thumbnails. The first is titled "Simile" with a duration of 05:40, 8 likes, and is categorized as "English" and "6th grade-Higher Ed". The second is titled "Harlem by Langston Hughes (Simile, Repetition)" with a duration of 07:23, 7 likes, and is categorized as "English" and "6th grade-Higher Ed". The third is titled "Sonnet 130 by William Shakespeare (Simile, Irony)" with a duration of 07:38, 8 likes, and is categorized as "English" and "6th grade-Higher Ed". Each video has an "Edpuzzle Originals" badge and a blue checkmark icon.

Your saved/
edited
videos

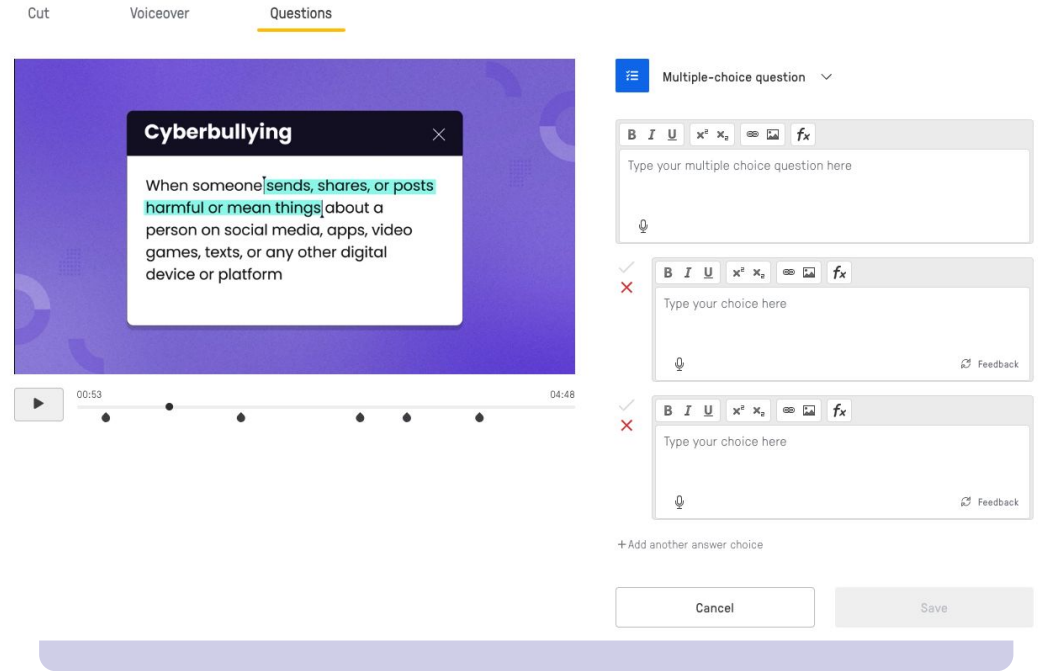
Refine
your
search

Embed questions

Embed multiple-choice or open-ended questions to check students' understanding.

To add a question:

1. Click the **Questions** tab
2. Select the type of question you would like to add
3. Add your question
4. Click **Save**

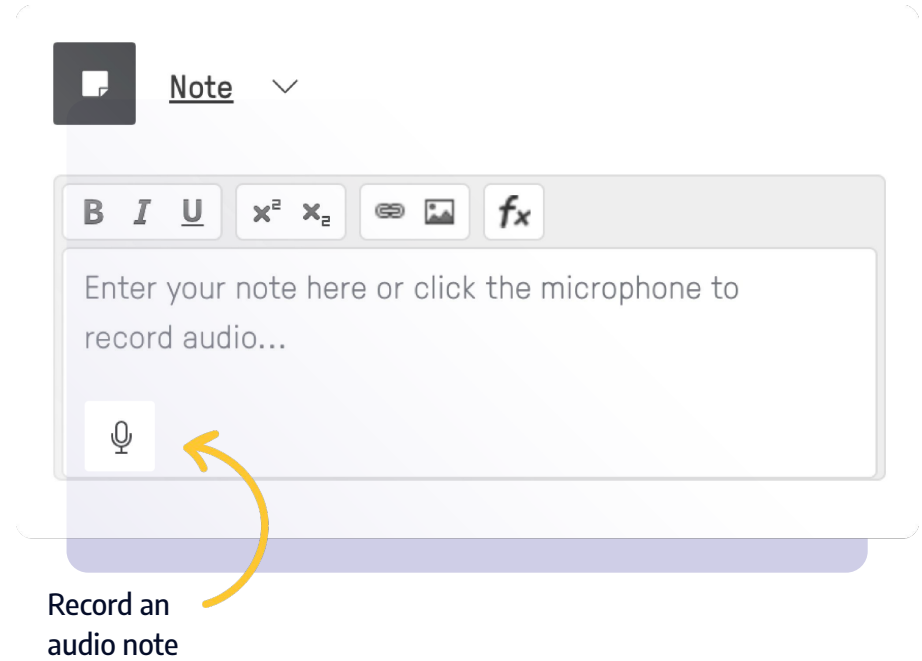


The screenshot displays a video player interface with three tabs: 'Cut', 'Voiceover', and 'Questions'. The 'Questions' tab is selected and highlighted with a yellow underline. Below the tabs is a video player showing a purple background with a white text box titled 'Cyberbullying'. The text inside the box reads: 'When someone sends, shares, or posts harmful or mean things about a person on social media, apps, video games, texts, or any other digital device or platform'. Below the video player is a progress bar with a play button, a timeline from 00:53 to 04:48, and several markers. To the right of the video player is a question editor interface. At the top, it says 'Multiple-choice question' with a dropdown arrow. Below this is a text input field with a rich text toolbar (B, I, U, x², x₃, ∞, 📷, fx) and a microphone icon. The text inside the field is 'Type your multiple choice question here'. Below the main question field are two choice fields, each with a checkmark icon on the left and a red X icon on the right. Each choice field has a rich text toolbar and a microphone icon. The text inside the first choice field is 'Type your choice here' and the second is 'Type your choice here'. Each choice field also has a 'Feedback' icon. Below the choice fields is a '+Add another answer choice' link. At the bottom of the question editor are two buttons: 'Cancel' and 'Save'.

Add notes

1. Click the **Questions** tab
2. Select **Note**
3. Add a note anywhere in your video!
4. Click **Save**

Use notes to add external links, images, next steps, additional information, or objectives.



How can I use Edpuzzle in my class?



**Flipped Classroom
model**



**Choice boards or
hyperdocs**



SEL



**Differentiated
lessons**



**Formative
assessment**



Live Mode



Audiobooks



**Project-based
learning**

Teacher Resources

To get started with Edpuzzle...

- Getting Started playlist:
[youtube.com/c/Edpuzzle](https://www.youtube.com/c/Edpuzzle)
- Edpuzzle Help Center:
support.edpuzzle.com
- Customer Support:
support@edpuzzle.com
- Edpuzzle training courses:
<https://learn.edpuzzle.com/onlinepd>

To create your first video lesson...

- Explore Edpuzzle Originals:
<https://edpuzzle.com/content/edpuzzle-originals>
- Get the [Edpuzzle Chrome Extension](#) for screen recording



Getting Started with EdPuzzle

Getting started

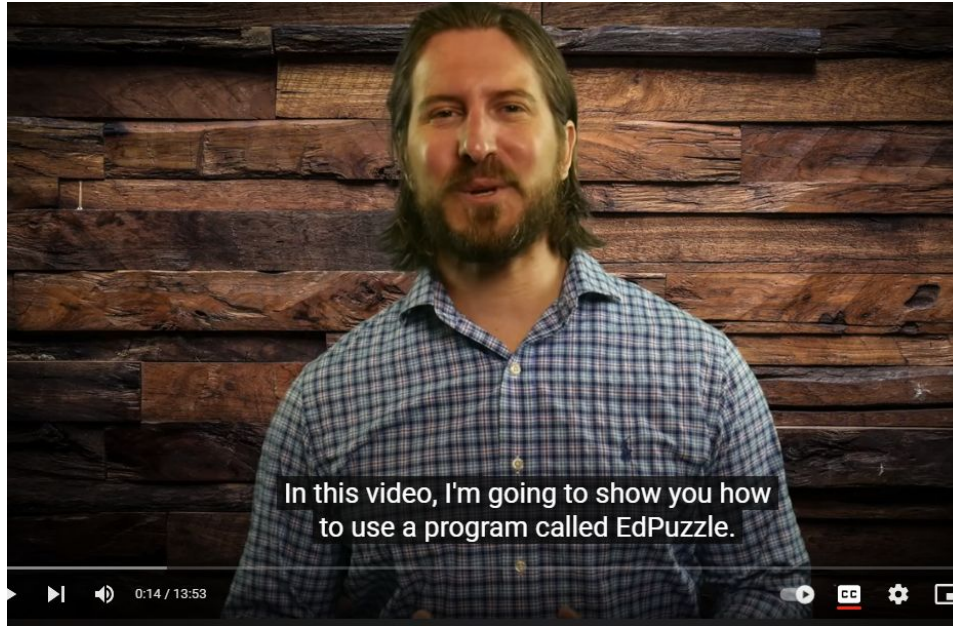
Using video lessons with Edpuzzle couldn't be easier. Find a video and assign it in just a few minutes!

Get started

Where can I find my first video?

<https://edpuzzle.com/getting-started>

New EdTech Classroom with Sam Kary



<https://www.youtube.com/watch?v=8IOfV0djfJA>


Control Alt Achieve with @EricCurts

📁 My EdTech Webinars and Certificates - [Resource Link](#)

I share a lot of recorded videos of my trainings, but people have often asked if they can get a certificate of completion for watching the sessions. To help with this I have set up a new webinars page where I am now providing free automated certificates of completion for many of my recorded videos. You can access the page using either link below:

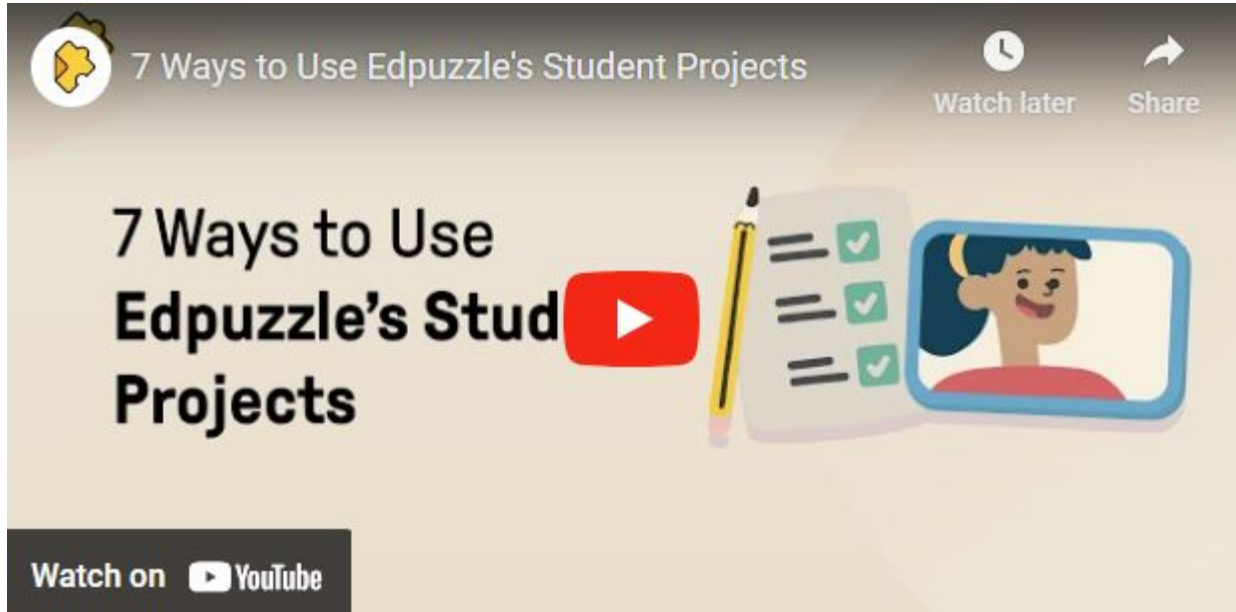
- <https://www.controlaltachieve.com/webinars>
- <https://bit.ly/curts-webinars>

For each video you will find a description, session resources, an **EdPuzzle** link to watch the recording and get a certificate, and a regular YouTube link to watch the recording if you don't need a certificate. Let me know if you have a request for a specific topic to be covered in a future recording.

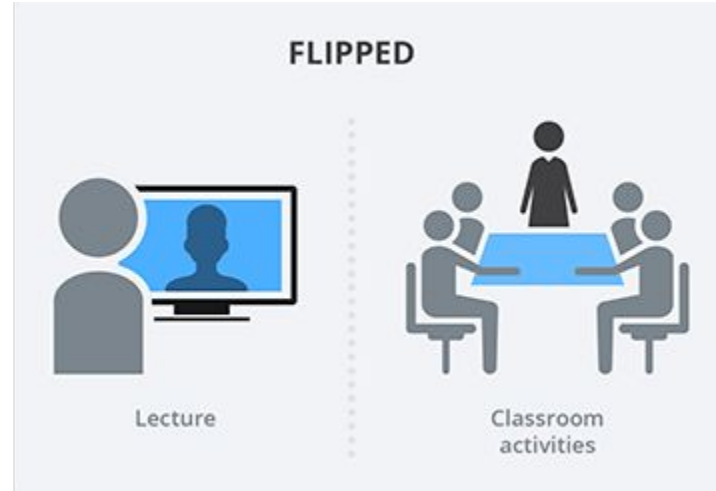
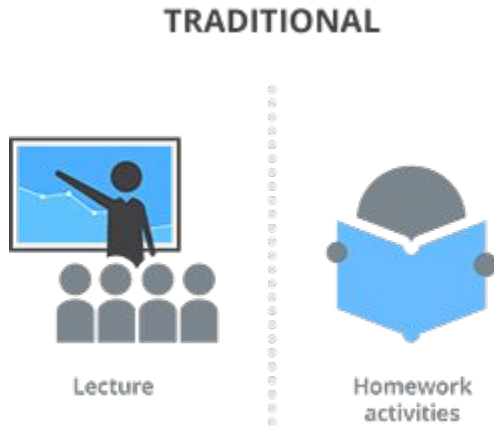


<https://www.controlaltachieve.com/2024/08/erics-edtech-webinars-and-certificates.html>

EdPuzzle with Student Projects



How to Flip Your Classroom with EdPuzzle



<https://support.edpuzzle.com/hc/en-us/articles/360012143932-How-to-flip-your-classroom-with-Edpuzzle>

Ways to Use Video

Quick Links

1. Use Video To Introduce New Topics
 2. Video as Pre-Lesson Preparation
 3. Variety in Learning Materials
 4. Videos for Expanded Experience
 5. Videos Allow for Different Rates of Learning
 6. Videos for Learning Remotely
 7. Video Can Encourage Responsive Learning
 8. Gamification Aids Engagement
 9. Video for Learning Social Skills
 10. Developing Cultural Awareness
 11. Student-Created Content
 12. Video as an Opening to Future Possibilities
- Final Thoughts on Video for Learning

Questions/Discussion/Ideas

Video - find, create, use screencast

Podcasts - how is audio the same and how different?

Closed Captioning - CC (or enable voice to text)

Generate Full “searchable” Transcript

