

# What's the Story on Fake ID's on College Campuses

FAKE IDS

IHEC Webinar – June 21, 2012  
Sgt. Scott Friedlein (ret.)

# Overview

---

- This webinar had been designed to provide basic information on illegal IDs and their use on college campus. Trends and enforcement efforts will vary from community to community. This information is provided to you with the intent that you can share it with students to better educate them about the consequences of the use of these documents.

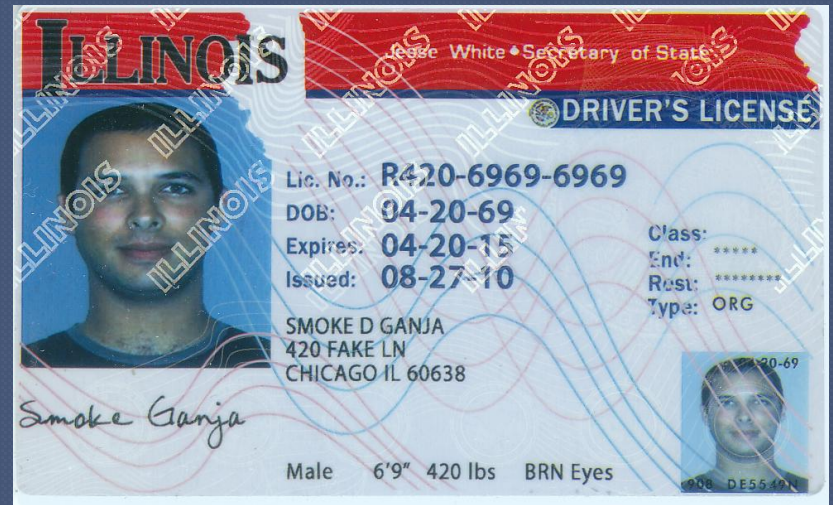
# Overview

---

- ◉ Just what is a fake (illegal) ID
- ◉ Examine some research on carding practices and illegal ID usage
- ◉ How to recognize illegal IDs and use
- ◉ Current trends in illegal IDs
- ◉ Enforcement efforts
- ◉ Criminal / Civil aspects of illegal ID use

# Just what is a fake (illegal) ID

- A photo identification card usually used to show that someone who is not old enough to drink is over 21. Can also refer to a fake driver's license.



Compliments of ID Chief – one of the most popular illegal ID sites on the web.

# Just what is a fake (illegal) ID

---

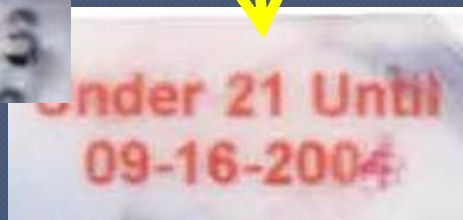

## ○ Three basic types –

- Fake, Fictitious or Fraudulent documents
  - Purchased via the web or home produced – usually contains a bogus DL number and may have a false name and address
- Altered Documents
  - Real document that has been tampered with to change the birth date or photo (currently - least used)
- Borrowed documents
  - Most common of all illegal ID types



# Just what is a fake (illegal) ID

ALTERED



BORROWED



Patron




Photo on  
ID Shown

# Research

---

## ○ Is the licensee carding?

- Doorman checks – August 2000
  - 36 businesses checked
    - Alcohol purchase was not part of check
    - Minors were under legal age to be on premises
    - Minors were provide obvious “Fake IDs”
  - 89% failure rate
  - Resulted in training for doormen and a much better carding

# Research

---

## ○ Operation Card Hard

- One year study on Illegal ID use in Champaign
  - Conducted from Aug 1, 2004 through July 21, 2005
  - Bars were given incentives to card and turn over recovered document to police
- 1457 IDs were seized during period
  - 97% were borrowed IDs
  - 13% of borrowed ID were sibling IDs



# How to recognize a fake ID

---

- ◉ Good examination of the ID is key
  - Get the ID in your hands
  - Is the person presenting the same shown on the ID.
    - Most ID are borrowed and most of those are not from a relative.
      - Look at the person first and look at certain features first before looking at the ID.
    - Examine ID for validity, if expired it's not a good ID
    - Look for indicators that it is not real – key words, symbols or statements designed to convince

# How to recognize a fake ID



**CARD CREDIBILITY STATUS DEFINED:**  
 THIS IS NOT TRANSFERABLE IDENTIFICATION CARD, THIS CARD MAY BE LAWFULLY USED AND ACCEPTED FOR IDENTIFICATION ACCORDING TO ITS CLASS STATUS. IT MIGHT BE ACCEPTED EVERYWHERE WHERE THE REASON TO ACCEPTED SEEMS TO BE THE MOST SATISFACTORY. THE CONTENTS OF THIS CARD IN MANY CASES MIRROR THE INFORMATION ABOUT THE CARD HOLDER, SUCH AS HIS FIRST AND LAST NAME, BIRTH DATE IT HELP TO PROVE THE PERSON'S IDENTITY WITHOUT CONSIDERATION OF PERSON'S BIRTH CERTIFICATE OR NATIONAL PASSPORT. THIS ID CARD DOES NOT SUBSTITUTE ANY GOVERNMENT IDENTIFICATION DOCUMENT OF BEARER.

Signature of Donor: \_\_\_\_\_  
 Witness: \_\_\_\_\_  
 Witness: \_\_\_\_\_  
 CLASS CODES  
 A : Combination of vehicles, GVWR of 26,001 or more lbs. If the vehicle(s) being towed exceeds 10,000 lbs. Includes Class B.  
 B : NOT A REAL ID, GVWR of 26,001 or more lbs, or any less than 10,001 pounds. Includes Class O.  
 C : Single vehicle less than 26,001 lbs GVWR, or any less than 10,001 lbs GVWR, comprising of vehicles hazardous materials and any bus designed for 16 or the driver. Includes Class O.  
 O : Can Not Be Used to Purchase Alcohol. Class M  
 H - Hazardous Material P - 15 Passenger Bus

# How to recognize a fake ID

---

- ◉ Be familiar with real documents and security features of those documents
- ◉ Ask questions
  - Questions should force recall for those that possess a borrowed ID
  - Think about how to phrase the questions..don't make it easy
  - Display confidence in your questioning...if they think you already know the answer they will show signs.

# How to recognize a fake ID

---

## ○ Pay attention to presenter

- Are they talking about being in the bars when you know that they can't be there.
- Do they have makings that would indicate a different age than they are (bar stamps)
- Are they talking about fake IDs or arranging to get one.
- When able to see wallet – is there more than one ID.

# How to recognize a fake ID

---

- Look for behavioral cues
  - Nervous behaviors
  - Avoiding eye contact
  - Concealing wallets / ID holders
  - Unusual hesitation
  - Delaying tactics
  - Attempts to intimidate
  - Eyes tracking up – making up information / recall



# Current Trends

---

- Current trends – over 2100 IDs processed annually
  - Over 80% are borrowed – varies depending on availability and quality of fraudulent documents.
  - Only 13% of borrowed IDs are being borrowed from a sibling.
  - Focus of attention should be on the presenter as compared to the ID...is this the right person???

# Current Trends

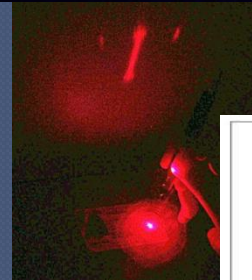
## ○ Fake IDs

- Fakes can come in versions from all 50 states
- Shipped in costume jewelry boxes and small toys, usually 1 ID per box
- Most common states used will vary from community to community.
- Talk to the industry to get a feel of what they are seeing



# Current Trends

- Security Features critical in detection
  - DL Number Coding
  - Reflective Materials
  - UV Materials
  - Micro-print
  - Scanner Resistant Images (Ghost)
  - Bar Codes and Magnetic Strips
  - Laser Light
  - Tactile Print
  - Embossed Print



**NEW DRIVER LICENSE**

**CALIFORNIA** DRIVER LICENSE

DL **I1234568** CLASS C  
END NONE

EXP **08/31/2015**

LN **CARDHOLDER**

FN **IMA**

2570 24TH STREET  
SACRAMENTO, CA 95818

DOB **08/31/1977**

RSTR **NONE**

SEX **F** HAIR **BRN** EYES **BRN**  
HGT **5'-05"** WGT **125 lb** ISS. **09/30/2010**  
DD **09/30/2010** 0221/21FD/15

**TACTILE, LASER ENGRAVED SIGNATURE**  
The cardholder's signature is engraved with raised lettering that can be felt by touch.

**CALIFORNIA BROWN BEAR**  
Outline is visible when a flashlight is pressed against back of card.

**COLOR UV IMAGES**  
Image is visible only under ultraviolet light.

# Law Enforcement efforts

---

- Incorporate ID checking into all enforcement efforts.
- When checking an ID act like a doorman.
- Follow up with offenders as to the source of the ID.
- Work with and provide training to licensed establishments
- Use the media to get the message out.
- ***Turn seized IDs over to the Secretary of State for administrative action (suspension)***

# Criminal / Civil Actions

---

- Possession of a false identification 235 ILCS 5/6-16(a). Minimum \$500 Fine -25 hours Community Service. See also 235 ILCC 5/6-20(c)
- Sale/furnishing of a false identification 235 ILCS 5/6-16(a). Minimum \$500 Fine
- Reporting to Secretary of State-Actions against driver's licenses 235 ILCS 5/6-16(a), 235 ILCS 5/6-16.2 & 235 ILCS 5/4-4(re:6/20). See also 625 ILCS 5/6-206. Duty to report-Automatic Suspension
- Misrepresentation of Age 235 ILCS 5/6-16(a) & 235 ILCS 5/10(1)(e). Minimum \$500 Fine 25 hours community service. Maximum Fine \$2500



# Criminal / Civil Actions

---

- Obstructing Identification - 720 ILCS 5/31-4.5
  - New Statute effective January 1, 2010
  - Class “A” misdemeanor
  - It is **NOT** an offense to refuse to provide any information at all
  - A person commits the offense when they intentionally or knowingly furnish a fictitious name, residence address, or date of birth to a peace officer who has:
    - Lawfully arrested the person;
    - Lawfully detained the person; or
    - Requested the information from a person that the peace officer has good cause to believe is a witness to a criminal offense

# Criminal / Civil Actions

---

- The States Attorney's Office recommends exercising some discretion in charging this offense:
  - If they provide false information on a city ordinance violation or misdemeanor, you should charge with the misdemeanor obstruction of identification
  - If they provide false information on a felony offense – You may want to look to the felony obstructing justice charge

# Presenter

---

- Sgt. Scott A. Friedlein (retired)  
CP ARMS consulting  
217-649-8390  
[safriedlein@gmail.com](mailto:safriedlein@gmail.com)