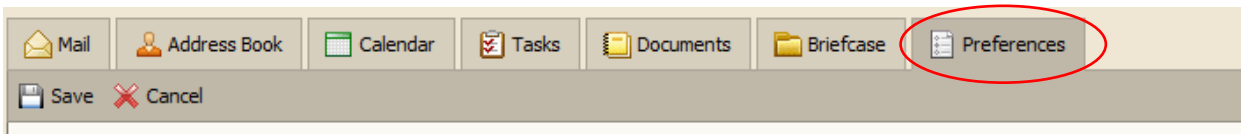
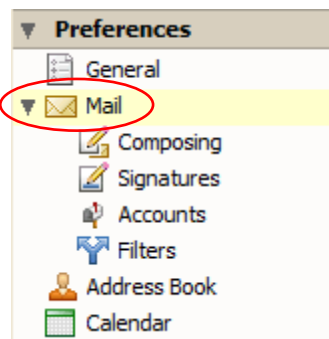


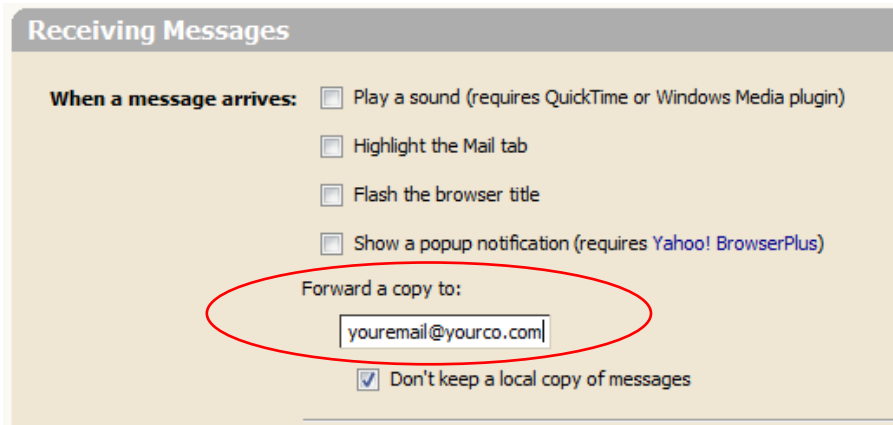
To set up your PantherMail account so that all incoming mail is automatically sent to another account (Yahoo, Gmail, Hotmail, etc.), you can do so through the PantherMail. Log on to PantherMail at www.eiu.edu/panthermail Click the Preferences tab.



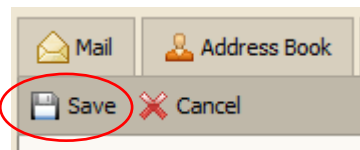
On the left you will see a list. Click the Mail.



Scroll down to the Receiving Messages area, go to the Forward a copy to field and enter the e-mail address you wish to send all of your PantherMail to:



Please make sure that you do check the box marked Don't Keep a Local Copy of Messages. This will bypass Panthermail and go directly to your existing e-mail address. Click the Save button to activate the changes you've made.



Now all email sent to your [userid@eiu.edu](mailto:user@eiu.edu) will be forwarded to your existing email account.